

KEDIA ADVISORY



DAILY BULLION REPORT

2 Jan 2024

- BULLDEX
- GOLD
- SILVER



Kedia Stocks & Commodities Research Pvt. Ltd.

Research Advisory | White Labelling | Digital Marketing



BULDEX SNAPSHOT

Commodity	Expiry	Open	High	Low	Close	% Change
MCXBULLDEX	24-Jan-24	16400.00	16430.00	16371.00	16410.00	0.02
MCXBULLDEX	23-Feb-24	0.00	0.00	0.00	16600.00	0.07

BULLION SNAPSHOT

Commodity	Expiry	Open	High	Low	Close	% Change
GOLD	5-Feb-24	63225.00	63379.00	63181.00	63320.00	0.19
GOLD	5-Apr-24	63560.00	63700.00	63501.00	63629.00	0.15
GOLDMINI	5-Jan-24	63035.00	63188.00	62893.00	63001.00	0.07
GOLDMINI	5-Feb-24	63170.00	63335.00	63154.00	63297.00	0.17
SILVER	5-Mar-24	74279.00	74435.00	74220.00	74390.00	-0.05
SILVER	3-May-24	75455.00	75570.00	75422.00	75550.00	0.07
SILVERMINI	29-Feb-24	74529.00	74529.00	74163.00	74407.00	1.65
SILVERMINI	30-Apr-24	75463.00	75590.00	75310.00	75535.00	0.09

OPEN INTEREST SNAPSHOT

Commodity	Expiry	% Change	% Oi Change	Oi Status
MCXBULLDEX	24-Jan-24	0.02	3.73	Fresh Buying
MCXBULLDEX	23-Feb-24	0.07	0.00	Short Covering
GOLD	5-Feb-24	0.19	-0.14	Short Covering
GOLD	5-Apr-24	0.15	3.40	Fresh Buying
GOLDMINI	5-Jan-24	0.07	-19.45	Short Covering
GOLDMINI	5-Feb-24	0.17	4.84	Fresh Buying
SILVER	5-Mar-24	-0.05	-0.61	Long Liquidation
SILVER	3-May-24	0.07	2.81	Fresh Buying
SILVERMINI	29-Feb-24	-0.03	1.65	Fresh Selling
SILVERMINI	30-Apr-24	-0.02	0.09	Fresh Selling

INTERNATIONAL BULLION SNAPSHOT

Commodity	Open	High	Low	Close	% Change
Gold \$	2064.24	2074.90	2063.30	2063.80	0.14
Silver \$	23.84	23.86	23.80	23.82	0.59

RATIOS

Ratio	Price	Ratio	Price	Ratio	Price
Gold / Silver Ratio	85.12	Silver / Crudeoil Ratio	12.34	Gold / Copper Ratio	86.61
Gold / Crudeoil Ratio	10.51	Silver / Copper Ratio	101.75	Crudeoil / Copper Ratio	8.24


Important levels for Jewellery/Bullion Dealers

 MCX GOLD	Booking Price for Sellers	Booking Price for Buyers	 MCX SILVER	Booking Price for Sellers	Booking Price for Buyers
	63630.00	63010.00		75110.00	73670.00
	63840.00	62800.00		75870.00	72910.00

 RUPEE	Booking Price for Sellers	Booking Price for Buyers
	83.45	83.09
	83.67	82.87

 COMEX GOLD	Booking Price for Sellers	Booking Price for Buyers	 COMEX SILVER	Booking Price for Sellers	Booking Price for Buyers
	2078.50	2053.20		24.34	23.52
	2091.40	2040.30		24.65	23.21

Click here for download Kedia Advisory **Special Research Reports**



Technical Snapshot

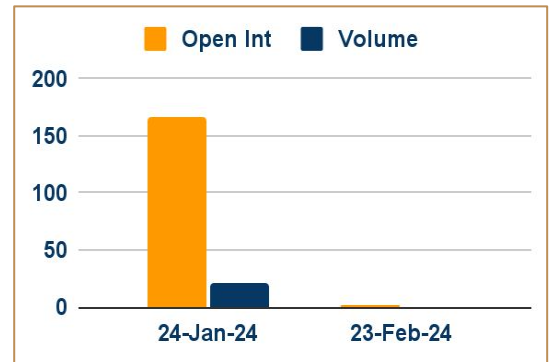


BUY GOLD FEB @ 63150 SL 62950 TGT 63400-63600. MCX

Observations

Gold trading range for the day is 63095-63495.
 Gold price remained in range amid recovery in US Treasury yields.
 The broader appeal for price is bullish as Fed may unwind its restrictive policy stance sooner.
 Fed policymakers see a high likelihood of a market reaction on rate-cut commentary from Fed Chairman Powell.
 China's November net gold imports via Hong Kong gain 37% m/m

OI & Volume



Spread

GOLD APR-FEB	309.00
GOLDMINI FEB-JAN	296.00

Trading Levels

Commodity	Expiry	Close	R2	R1	PP	S1	S2
GOLD	5-Feb-24	63320.00	63495.00	63410.00	63295.00	63210.00	63095.00
GOLD	5-Apr-24	63629.00	63810.00	63720.00	63610.00	63520.00	63410.00
GOLDMINI	5-Jan-24	63001.00	63320.00	63155.00	63025.00	62860.00	62730.00
GOLDMINI	5-Feb-24	63297.00	63440.00	63365.00	63260.00	63185.00	63080.00
Gold \$		2063.80	2078.60	2070.70	2067.00	2059.10	2055.40

Technical Snapshot

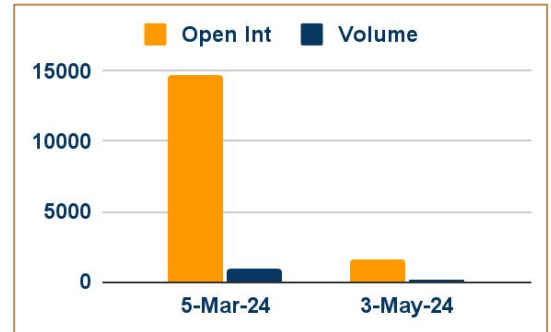


BUY SILVER MAR @ 73800 SL 73000 TGT 74600-75200. MCX

Observations

Silver trading range for the day is 74135-74565.
 Silver traded in range on anticipation of Fed rate cuts.
 Economic data showed an increase in weekly claims to 218K, surpassing the estimated 210K.
 The Fed is expected to start reducing interest rates as inflation in US economy is in a downtrend.
 As per the CME Fedwatch tool, market participants see more than 88% chance of the Fed cutting interest rates in March.

OI & Volume



Spread

SILVER MAY-MAR	1160.00
SILVERMINI APR-FEB	1128.00

Trading Levels

Commodity	Expiry	Close	R2	R1	PP	S1	S2
SILVER	5-Mar-24	74390.00	74565.00	74480.00	74350.00	74265.00	74135.00
SILVER	3-May-24	75550.00	75665.00	75610.00	75515.00	75460.00	75365.00
SILVERMINI	29-Feb-24	74407.00	74730.00	74565.00	74365.00	74200.00	74000.00
SILVERMINI	30-Apr-24	75535.00	75760.00	75650.00	75480.00	75370.00	75200.00
Silver \$		23.82	23.89	23.86	23.83	23.80	23.77

Gold remained in range amid US Treasury yields showing signs of recovery. The broader appeal for the gold price, however, is expected to remain upbeat as investors see the Federal Reserve (Fed) reducing interest rates from March and with underlying inflation clearly now in a downward trajectory. The US Dollar is consistently facing a sell-off amid early rate cut expectations, helping to underpin the precious metal's Dollar-denominated value.

Asia Gold: Soaring prices, holiday lull muffle demand in top hubs - Physical gold demand in India remained sluggish as the rally in local prices to near record highs discouraged buyers during the year-end holidays, while other Asian hubs also saw subdued demand. Dealers were offering a discount of up to \$16 an ounce over official domestic prices, unchanged from last week. In China, premiums were around \$23-\$38 per ounce over global spot prices, versus \$34-\$41 premiums quoted last week. Bullion was sold at \$1.25-\$2.25 per ounce premiums in Singapore. Hong Kong dealers sold gold at anywhere between \$1-\$2 premiums, both narrowing the range from those quoted last week. In Japan, dealers sold gold at \$0.5-\$1 premiums.

China's Jan Sept gold consumption climbs over 7% on rising investment interest - China's gold consumption in the first three quarters of 2023 climbed 7.32% from a year earlier on increasing demand amid economic recovery, the China Gold Association said. Consumption of the precious metal in the world's largest consumer totaled 835.07 metric tons in the January-September period, with over 66%, or 552.04 tons, in gold jewellery, a rise of 5.72% year-on-year. The rising pace of consumption of gold jewellery slowed down in the third quarter as buyers preferred to take a watchful stance amid lingering high gold prices, according to the association. The People's Bank of China continued to buy gold in September for the eleventh month in a row, increasing its reserves to 2191.55 tons by the end of the third quarter.

China's November net gold imports via Hong Kong gain 37% m/m - China's net gold imports via Hong Kong rose about 37% in November from the previous month, Hong Kong Census and Statistics Department data showed. Net imports into the world's top gold consumer stood at 36.801 metric tons in November, compared with 26.793 tons in October, the data showed. Total gold imports via Hong Kong were up 37% at 46.049 tons.



USDINR Seasonality & Economical Data

02 Jan 2024



Date	Curr.	Data
Jan 2	EUR	Spanish Manufacturing PMI
Jan 2	EUR	German Final Manufacturing PMI
Jan 2	EUR	Final Manufacturing PMI
Jan 2	EUR	M3 Money Supply y/y
Jan 2	USD	Final Manufacturing PMI
Jan 2	USD	Construction Spending m/m
Jan 3	EUR	Spanish Unemployment Change
Jan 3	EUR	German Unemployment Change
Jan 3	USD	FOMC Member Barkin Speaks
Jan 3	USD	ISM Manufacturing PMI
Jan 3	USD	JOLTS Job Openings
Jan 3	USD	ISM Manufacturing Prices
Jan 4	USD	FOMC Meeting Minutes

Date	Curr.	Data
Jan 4	USD	Challenger Job Cuts y/y
Jan 4	USD	ADP Non-Farm Change
Jan 4	USD	Unemployment Claims
Jan 4	USD	Final Services PMI
Jan 4	USD	Natural Gas Storage
Jan 4	USD	Crude Oil Inventories
Jan 5	EUR	German Retail Sales m/m
Jan 5	EUR	Core CPI Flash Estimate y/y
Jan 5	EUR	CPI Flash Estimate y/y
Jan 5	EUR	PPI m/m
Jan 5	USD	Average Hourly Earnings m/m
Jan 5	USD	Non-Farm Employment Change
Jan 5	USD	Unemployment Rate

Disclaimer: <http://bit.ly/2ziDavw>



DISCLAIMER

KEDIA ADVISORY

This Report is prepared and distributed by Kedia Stocks & Commodities Research Pvt Ltd. Our SEBI REGISTRATION NUMBER - INH000006156. for information purposes only. The recommendations, if any, made herein are expressions of views and/or opinions and should not be deemed or construed to be neither advice for the purpose of purchase or sale through KSCRPL nor any solicitation or offering of any investment /trading opportunity. These information/opinions/ views are not meant to serve as a professional investment guide for the readers. No action is solicited based upon the information provided herein. Recipients of this Report should rely on information/data arising out of their own investigations. Readers are advised to seek independent professional advice and arrive at an informed trading/investment decision before executing any trades or making any investments. This Report has been prepared on the basis of publicly available information, internally developed data and other sources believed by KSCRPL to be reliable. KSCRPL or its directors, employees, affiliates or representatives do not assume any responsibility for or warrant the accuracy, completeness, adequacy and reliability of such information/opinions/ views. While due care has been taken to ensure that the disclosures and opinions given are fair and reasonable, none of the directors, employees, affiliates or representatives of KSCRPL shall be liable for any direct, indirect, special, incidental, consequential, punitive or exemplary damages, including lost profits arising in any way whatsoever from the information/opinions/views contained in this Report. The possession, circulation and/or distribution of this Report may be restricted or regulated in certain jurisdictions by appropriate laws. No action has been or will be taken by KSCRPL in any jurisdiction (other than India), where any action for such purpose (s) is required. Accordingly, this Report shall not be possessed, circulated and/ or distributed in any such country or jurisdiction unless such action is in compliance with all applicable laws and regulations of such country or jurisdiction. KSCRPL requires such a recipient to inform himself about and to observe any restrictions at his own expense, without any liability to KSCRPL. Any dispute arising out of this Report shall be subject to the exclusive jurisdiction of the Courts in India.

KEDIA ADVISORY

KEDIA STOCKS & COMMODITIES RESEARCH PVT LTD

Mumbai, India

SEBI REGISTRATION NUMBER - INH000006156

For more details, please contact: +91 93234 06035 / 96195 51022

Email: info@kediaadvisory.com

Regd.Off.: 1, 2, 3 & 4, 1st Floor, Tulip Bldg, Flower Valley Complex, Khadakpada Circle,
Kalyan-(W), Mumbai-421301